



ACADEMUS CRS

Classroom Interactivity & Management Software Package

English



Low-cost, easy to use, efficient classroom interactivity and management software package

The ACADEMUS CRS classroom interactivity and management software package provides a simple, efficient and easy to use tool dedicated to education professionals.

In brief, Academus CRS enables a teacher to:

- Build his or her database of classes,
- Register students,
- Create interactive quizzes and tests,
- Classify them per subject, topic and session,
- Conveniently store and manage the quizzes

When students connect to Academus CRS using their free Android or Windows (mobile or desktop) Virtual Clicker applications (iOS is coming soon), the teacher can interactively monitor, in real-time and per session, student responses to the questions. They can then analyze and evaluate students' results according to various parameters, create all kinds of reports based on the parameters of their choice and export any data to MS Excel.

Academus CRS is a modular software application consisting of:

CRS-QB - Academus Question Builder

A software application module for creating teacher-student interactive classroom quizzes in Microsoft Office PowerPoint and Word in an easy and convenient way. This module is also available free of charge as a stand-alone application to be used on any computer running MS Office PowerPoint or Word. Download it free of charge from MS Store and create quizzes to be used with Academus CRS.

CRS-RM - Academus Response Management

The Response Management module of ACADEMUS CRS is an online communication server which collects and manages real time responses from the students supporting 50 simultaneous online users (up to 250 in advanced configuration).

CRS-CM - Academus Class Management

The Class Management module of ACADEMUS CRS application offers a database for administering students and their responses, storing and editing quizzes, evaluating and analyzing all data as well as creating various custom made reports.

Interact with your students independently of the internet

Internet technologies have lately developed to the level of vital necessity. On the one hand, they give us flexibility and convenience. But on the other hand, a school classroom is a place where teacher and students must focus on the learning process with no distractions.

Have you ever asked yourself a question like: "Why should I interact via the world wide web in my own classroom, when my own students are sitting in front of me? Can I do without it?" If this question came to your mind, ACADEMUS is definitely your answer.



Academus CR-50 Virtual Clicker & Academus CRS-CM Class Management

Polytech

As an IT start-up in the mid 80's Polytech has been offering quality computer equipment and software that helped many commercial clients on their way to office and business automation. In the following years it evolved into a system integrator and developer of solutions for commercial and educational markets.

Today Polytech is involved with the production and development of educational software and systems for all levels.



ACADEMUS interactivity

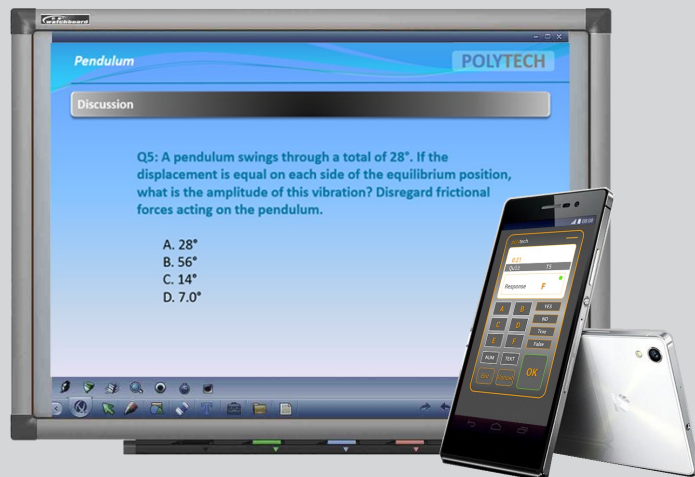
Instructors today need an easy tool for teaching, presenting, interacting and evaluating their work and their students' work, independently from any internet-linked cloud computing platform.

A tool that is available in a real classroom, and not in a virtual classroom, with all the benefits of a modern database.

A tool that is capable of creating drill down reports to profoundly empower the teacher to evaluate their classroom performance.

A tool which allows them to create and customize their lectures anywhere the way the teacher needs.

ACADEMUS CRS is the best solution for classroom interactivity offered at low cost compared to any solution existing in the market. It is more than a student response system, it is a real Classroom Interactivity and Management system.



ACADEMUS solution.

Nowadays taking an innovative approach to lesson delivery that offers "creative" thinking and interactivity is a must for any classroom. Using Academus CRS, the learning process is now based on student Interactivity.

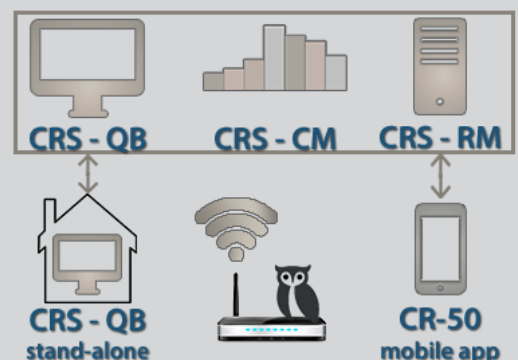
Instead of just lecturing about solving equations or unit conversions, a teacher uses an interactive board, which makes all things vivid, virtual, iconic, realistic and easy for presentation. Then he takes 2-3 minutes to pause and interact with the students. Posing simple or smart questions on the interactive board, the teacher can immediately estimate the comprehension level of the last presented concept and if the students have understood clearly and certainly the main concept.

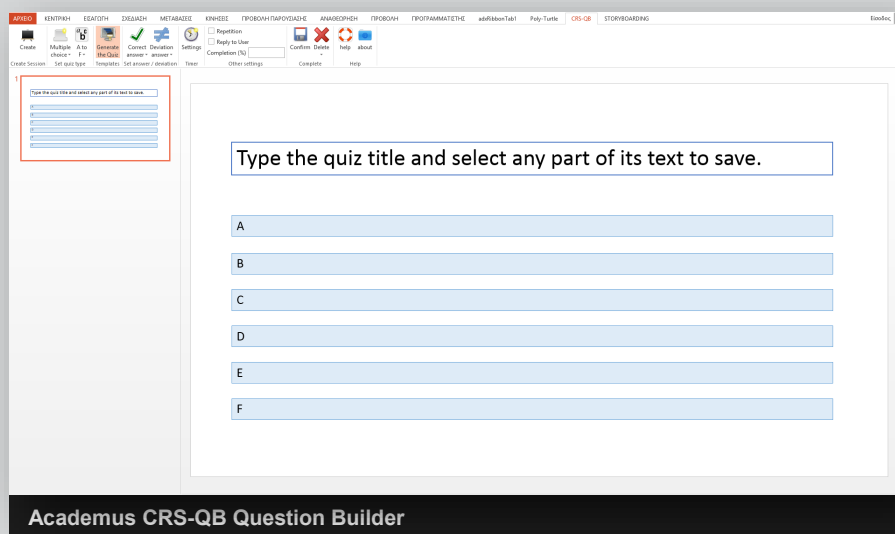
This is the Interactivity offered by Academus CRS. In 2-3 minutes the teacher can get a clear picture of students' understanding before moving on to the more detailed level or another related subject. The teacher does not only get the classroom pulse at any minute but also keeps it in records and evaluates statistically the overall performance per student, per subject, per lesson, per annum, etc.

Most existing SRS systems use remote clickers, which until now have been an expensive approach based on closed architectures and proprietary platforms to create quizzes.

The new SRS platforms are focused mainly on interaction through Internet and Cloud computing platforms and do not offer a personalized classroom control system, where the teacher and the students are united by one local Wi-Fi classroom network. New SRS systems cannot leverage commonly used off-shelf tools for ad-hoc presentation building based on teacher's own curriculum and quizzes (i.e. using off-shelf software such as MS Office Word or Power Point, Open Office, html, etc.)

Instructors need an easy tool for teaching, presenting, interacting and evaluating their work and their students' work, independently from any internet-linked cloud computing. A tool that is available in a real classroom, and not in a virtual classroom, with all the benefits of a modern database. A tool that is capable of creating drill down reports to empower the teacher to efficiently evaluate his classroom performance and to allow him to create and customize his lectures both at work and at home the way he needs.





ACADEMUS CRS-QB Question Builder

Academus CRS-QB Question Builder is a module of the Academus CRS package allowing the creation of teacher/student interactive classroom quizzes using Microsoft Office PowerPoint and Word in an easy and convenient way.

It is also offered free of charge as a CRS-iQB stand-alone application for any computer running MS Office, allowing the teacher to prepare quizzes without the use of the other Academus CRS modules. The quizzes can then be easily imported into the main Academus database structure.

Upon installation it appears as an add-in toolbar on the PowerPoint or Word main screen with a sequence of buttons which offer the teacher the capability to create an interactive quiz, set its parameters, such as correct answer, time, type of question, etc.

Features:

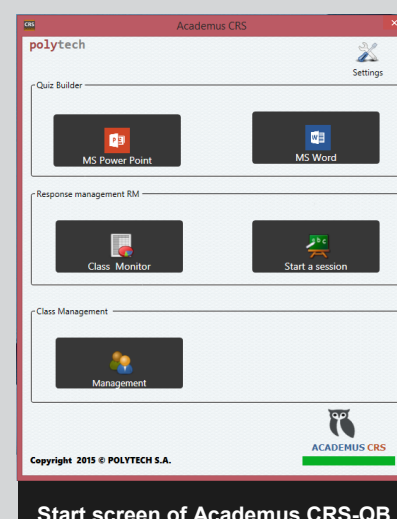
- Quizzes are created in different formats (multiple choice, true/false, etc.), are user defined, preset and ready to use.
- Correct answers must be chosen and preset with a simple click for every quiz before saving it. The system also offers a second best answer option.
- Various parameters can be assigned for each question: time of response, auto start/stop, synchronization with events, etc.
- Each quiz can be assigned to a Subject, Topic and Session, thus creating a teacher's quiz database that can be used any time.
- You can use your own previously prepared quizzes and make them interactive.
- Saving the quiz is done by simply selecting any part of its text and pressing the Save button.
- A quiz can be saved for one or several classes and re-used as many times as needed.
- Creating a session (a file containing a number of quizzes) is done by clicking the Create button where ever the user is prompted in the procedure.
- Using the Academus CRS-iQB stand-alone application, quizzes can be created independently of the Academus CRS software and then imported into the database structure and used as a part of interactive Academus CRS platform at any time.

Academus CRS-QB Question Builder stand-alone application is available for free download from **Microsoft Store** at www.microsoftstore.com

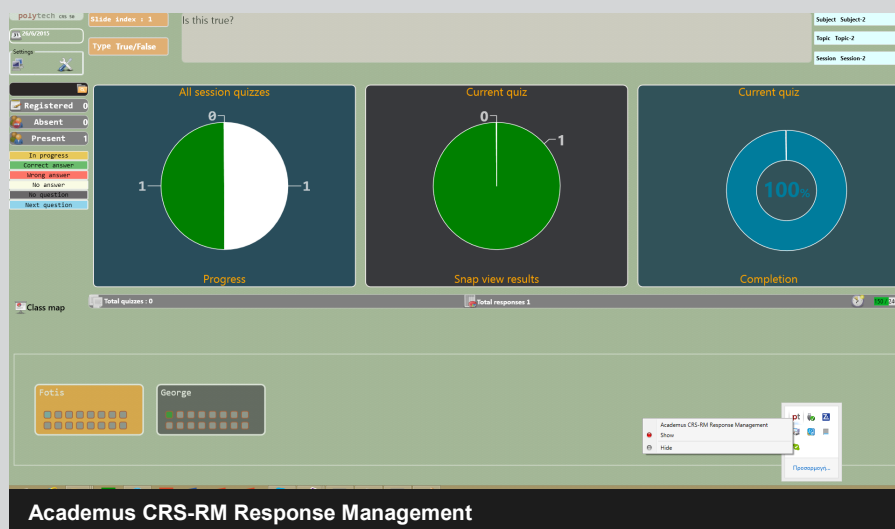
Academus CRS solution

ACADEMUS CRS Classroom Interactivity & Management Application is a sophisticated yet easy to use software application which serves the following objectives:

1. Creation, storage and management of students database per class for multiple classes.
2. Creation, storage and management of quizzes answered by the virtual clicker using MS Office PowerPoint or Word.
3. Establishment of a communication platform offering teacher/student interactivity and online monitoring.
4. Storage, analysis and report generation of the quiz results, student and class progress for a chosen period of time.



Start screen of Academus CRS-QB



ACADEMUS CRS-RM Response Management

The Academus CRS online communication server module manages real time responses from the ACADEMUS CR-50 virtual clickers. It supports up to 50 simultaneous online users (up to 250 in advanced configuration). Academus CRS Response Management features include:

- A real-time monitoring display for attendance, users connected, quiz completion and student or class performance.
- Operates on a Wireless LAN, which does not require internet connection and the use of costly remote clickers, transmitters or receivers.
- Provides online monitoring of all responses at any instant.
- Allows dual screen operation, where the class sees only the Quiz page and the teacher can also see and use the administration page.
- Has an option of automatic quiz start when all present students are connected.
- Allows such parameters as time and percentage of completion to be displayed to the students while answering a specific quiz.
- The system monitors online status of every user and alerts the teacher on non-allowed performance, such as surfing the internet or using the phone or pad for other applications, away from Academus platform.

Academus CRS teacher's application is available for download from **Academus site** at www.academus.us

Academus CRS unique features

- No internet connection required for the operation. All communications are implemented via local Wi-Fi or Ethernet LAN connection provided in school.
- Creation of unlimited number of classes: Teacher can create as many classes as needed for each academic year.
- The Question Builder (CRS-QB) module allows for easy and quick interactive quiz creation using MS Office PowerPoint or Word. CRS-iQB is offered as a stand-alone application so teachers can create quizzes independently of the other modules. These quizzes can then be easily imported to the main application and to the interactive platform.
- Real time management and monitoring of up to 50 simultaneous responses per classroom in the standard configuration and up to 250 responses per audience in a special custom configuration (CRS-250)*.
- All student data and tools for evaluating, grading and reporting are stored locally on the teacher's PC .
- Secure and always accessible network without the need to connect to Cloud services or web-servers.
- Free of charge Virtual Clicker CR-50 application for students to answer the quiz questions.

* Not included into ACADEMUS CRS standard package.

please select the session with double click.

Search By: ☐ Session ☐ Topic ☐ Subject

Subject	Topic	Session
PHYSICS	FRICTION	FRICTION-1
PHYSICS	FRICTION	FRICTION-2
PHYSICS	FRICTION	FRICTION-3
PHYSICS	FRICTION	FRICTION-4
PHYSICS	FRICTION	FRICTION-5
PHYSICS	OPTICS	OPTICS-1
PHYSICS	OPTICS	OPTICS-2
PHYSICS	OPTICS	OPTICS-3
PHYSICS	FORCE	FORCE-1
PHYSICS	FORCE	FORCE-2
CHEMISTRY	PH	PH-1
BIOLOGY	DNA	DNA-1
CHEMISTRY	PH	PH-2
BIOLOGY	DNA	DNA-2
BIOLOGY	DNA	DNA-3

Academus CRS quiz database



ACADEMUS INSTRUCTOR'S MANAGEMENT

Examinations
electricity-beta22

Results
Session grades Graphics display

DATE	FIRST NAME	LAST NAME	ANSWER	#	ANSWER TIME	GRADE	BONUS	TOTAL
21/7/2015 13:6:25 μμ	Socratis	Poulos	1940	■	0:09	100	0	100
21/7/2015 13:6:58 μμ	Fotis	Tsilloglou		■			0	0
21/7/2015 13:7:18 μμ	George	Tsiaras		■			0	0
21/7/2015 13:7:34 μμ	xristos	patziouras	1940	■	0:25	100	0	100
21/7/2015 13:8:29 μμ	evaggelia	mitsiopolou	11	■	0:20	0	0	0
21/7/2015 13:9:24 μμ	yianna	Athanasiou		■			0	0
	leonidas	samaras	1940	■	0:15	100	0	100

Average of correct answers: 42.85%

Academus CRS-CM Class Management

ACADEMUS CRS-CM Class Management

ACADEMUS CRS-CM Class Management module is a student, class, quiz, response and activity database, offered to facilitate all pre- and post processing of student and lesson data.

- Contains a sub-database of students and classes for registering and administering students per class. The teacher can maintain and edit these records at any instant or replicate them for the next academic year.
- Contains topics and sessions with various parameters assigned to the quizzes for storing and editing quizzes or presentations per subject, answers, time restrictions, correlations as well as class completion or performance parameters.
- Includes flexible tools which provide many timesaving automatic features and advantages for analyzing student, group or classroom attendance and performance per subject, topic or specific teaching session during any chosen period of time.
- Stores every single result of each student in a class with a time and date of response stamp.
- The results of the completed tests can be analyzed and graded by the teacher. The teacher can easily set the grading method by interpolating, correlating and rewarding the answers under any chosen scenario of student responses.
- Offers various types of reports which can be produced and exported in commonly used Excel format for any further usage.

Academus CRS teacher's application is available for download from **Academus site** at www.academus.us

How to use Academus CRS

ACADEMUS CRS is a modular software package. To use it in your classroom, you need to install the complete package to your PC and the students must install the virtual clicker on their mobile devices.

The teacher's package is available for download from the Academus site. To activate it, follow the steps of the installation wizard.

ACADEMUS CRS-iQB Question Builder stand-alone application is available for free download from MS Store.

ACADEMUS CR-50 Virtual Clicker students' application for Android or Windows is available for free download from Google Play or Microsoft Store. iOS application will be available soon.

OLGA NOGNA

Select Session

#	SESSION	TOPIC	SUBJECT	DATE
1	DNA-77	DNA	DNA-77	1/1/0001 12:00:00 AM

Search

OLGA NOGNA

Select Session

#	SESSION	TOPIC	SUBJECT	DATE
1	Friction-Force	Friction	Friction-Force	1/1/0001 12:00:00 AM
2	DNA-77	DNA	DNA-77	1/1/0001 12:00:00 AM
3	GEOMETRY -1	GEOMETRY	GEOMETRY -1	1/1/0001 12:00:00 AM
4	GEOMETRY 4	GEOMETRY	GEOMETRY 4	1/1/0001 12:00:00 AM
5	Friction-Force	Friction	Friction-Force	1/1/0001 12:00:00 AM

Search

Academus CRS-CM screens



ACADEMUS CR-50 Virtual Clicker application

ACADEMUS CR-50 Virtual Clicker

ACADEMUS CR-50 Virtual Clicker is an application for Google Android, Windows or Windows Phone devices turning them into a virtual wireless clicker. Students download the ACADEMUS CR-50 application free of charge from Google Play or the Microsoft Store to their devices and register at ACADEMUS CRS automatically with their own personal codes and passwords. Once they have been registered by the teacher in the beginning of the school year they are ready for the whole year, for multiple classes and even for the next year, using the same code number for registration.

CR-50 application

- Intuitively understandable and easy to use even for the youngest students.
- Consists of big clear buttons of different types that get activated according to the type of the question.
- Doesn't require internet, communicates via local Wi-Fi connection
- No set-up needed, plug-and-play type, automatic search and connection to the server.
- Sends all necessary information to the server regarding the performance of the student including presence, answer, time of completion, etc.
- No need for costly remote clickers and voting devices.
- The iOS application will be available soon.

Academus CRS students' application is available for free download from **Google Play** at www.play.google.com or from **MS Store** at www.microsoft.com

ACADEMUS CR-50 Virtual Clicker

- Free of charge Android, Windows and Windows Phone application available for download from Google Play or Microsoft Store
- Created to work as a part of ACADEMUS CRS Classroom Interactivity & Management software being an interactive virtual clicker for respondents.
- Offers multiple choice (A-F), yes/no, true/false, numeric and text answers.
- Doesn't require internet, communicates via LAN Wi-Fi connection.
- Operates on any device running Android 4.0 or higher, Windows 8 or higher and Windows Phone 8 or higher.
- iOS app will soon be available.





Support

On our support site you can watch tutorial materials for teachers and students working with ACADEMUS CRS Classroom Interactivity & Management modules. You can also go through Frequently Asked Questions section and contact us directly on any of the above contacts.

FAQ

Which operating systems does Academus CRS work with?

Academus CRS works with Windows 7 or higher and Mac PC. All you need to have is Microsoft Office 2007 or higher installed.

Which version of Microsoft Office should I have installed to use Academus CRS?

Academus CRS works with MS Office 2007 or higher.

How do students register and log in to Academus CR-50 Virtual Clicker?

Students must be officially registered by the teacher in the Academus CRS database in the beginning of the school year per grade and per class. The database can be replicated, edited and reused for the following years. The teacher can maintain a student profile during all academic years of school attendance.

When students log in to the Academus CR-50 system with their user names and passwords, they are automatically identified as students of a specific class and connected to ACADEMUS CRS system if they are within the proximity of the classroom wireless network coverage.

Academus CR-50 student application does not involve any licensing costs. All the students have to do is to download it free of charge from Google Play or Microsoft Store and install it on their devices.

Which devices does Academus CR-50 work with?

Academus CR-50 virtual clicker works with Android-based mobile devices (tablets and smartphones), Windows PCs and laptops and Windows Phone devices. Virtual clicker for iOS will also be available soon.

Does Academus CR-50 work with any Android based pad or phone?

Academus CR-50 virtual clicker application has been designed to adapt easily to Android devices. It has been tested successfully with many device types and models with Android OS version 4.0 and higher.

In case you are having any technical issues with your device and Academus CR-50 virtual clicker, please email Polytech support to academus@mail.com and give us information on your device model, Android version and type of the problem.

Do I need Internet access in my classroom to use Academus CRS and Academus CR-50?

Academus CRS and CR-50 Virtual Clicker applications do not need internet connection to operate. All you need to have is local Wi-Fi (wireless LAN router).

Why the number of interacting users is limited to 50 users per session?

A usual class normally consists of 25-30 students. This number can of course go higher but 50 students in a class is an absolute maximum. That's why Academus CRS standard configuration license is offered as a single teacher PC license, allowing maximum 50 simultaneous users per session. This does not limit the registration of more classes and more students by one teacher.

For lecturers in Universities and Institutes who want to manage and interact with larger audiences, as in an auditorium, we offer special custom configuration of Academus CRS-250 that supports bundles up to 250 users. For more than 250 users Polytech offers the Academus Theatron application.

To request these versions of Academus CRS please either send us your request to academus@usa.com or submit the request form on the Academus site.

How many classes can a teacher create and manage with Academus CRS?

A teacher can create and manage as many classes as he requires, the number of classes is unlimited. All he needs to do is to create a class with Academus CRS -CM module. Each class is limited to 50 registered users.

Can teachers share the registered students' data with other teachers using Academus CRS?



Yes, once the students are registered per grade and per class in Academus CRS, this data can be reused by any other teacher using the software, i.e. Physics teacher and Math teacher who teach the same class can share this data, no need to reenter it.

The database can be replicated, exported, shared, edited and reused for the following years. Teachers of one and the same school can maintain students' profiles during all academic years of school attendance.

How do I create and what parameters can I set for session quizzes?

When you create a quiz with Academus CRS-QB module, you can:

- Organize and save quizzes per subject, topic and session, i.e. Physics, Mechanics, Newtons 2nd Law
- Open a session and create quizzes for it in 4 simple steps:
 - Choose and assign the format of the quiz (i.e. Yes/No reply) and either receive an Academus CRS template for it or use your own template (choice between MS Power Point or Word) to write on. Your PP template will automatically have the format of the chosen type of quiz.
 - Just add the quiz text
 - Set the parameters: correct answer, second best answer feature (option of second accepted variation for correct answer), start event, time of response, minimum expected completion percentage and standard or individual feedback messages to the students based on their responses.
 - Save the quiz. It is automatically saved under the created session. To name the quiz select any part of the question text and save it. The quiz now is saved in your sessions and you can access the session from the Academus database to use, edit or reuse them.

Can I store my quizzes to use them later?

Yes, you can. Every quiz you make is stored in the quiz database with session, topic and subject label so it is really very easy to get back to it at any time. You can reuse it in your future activities or duplicate it for another class.

Can I create quizzes at home, away from my school PC where I have licensed Academus CRS software installed?

You surely can. All you need to do is to download the free Academus CRS-iQB Question Builder add-on application from Microsoft Office Store and install it on your PC. Don't forget that you need to have Microsoft Office 2007 or higher. After doing so, you are ready to create your quizzes. You can save them and then import into your Academus CRS software any time you need.

Does Academus CRS Question Builder support relatively correct answers?

You can build a quiz which has an accurate answer and an answer which is partially correct, i.e.:

Gravitational acceleration is...

a) $g = 9,0 \text{ cm/sec}^2$ b) $g = 9,8 \text{ m/sec}^2$ c) $g = 10 \text{ m/sec}^2$ d) $g = 10 \text{ km/h}^2$

Answers B is correct, answer C is very close and is used in simplified calculations. This can be evaluated as an acceptable deviation for the correct answer with -20% to the grade assigned for the correct answer. This utility gives teachers flexibility to build quizzes away from just right-wrong evaluations.

What events can I monitor with Academus CRS for my class session?

Academus CRS-CM offers to a teacher an interactive monitoring screen of each student and of the whole classroom performance at any instant of the session with an online status display on:

- Student presence/absence in a registered classroom during session initiation
- Currently connected and disconnected students present prior to quiz start
- Individual student response monitoring box with color indicators for:
 - Total quizzes per session status
 - Correct, incorrect or no-response replies to previous on any instant of the current session.
 - Waiting for response during the current quiz process
- Current Completion % of connected users during any instant of the quiz
- Current correct / incorrect / no-response % status graph during the quiz process
- Current quiz time settings and countdown timer display
- Low Completion rate indicator for Current quiz
- Manual Repeat current quiz button

Where can I see the connection status of the students?

In Academus CRS-RM you can watch in real time who is currently connected and who is disconnected from the currently present students. The system will also show you how many students in your class are absent in the current session.



CR-50 Virtual Clicker has a connection status bar showing the network signal for the remote device.

Does Academus CRS have any templates for quizzes or should I make them myself?

If you are good at using MS Word and Power Point then you don't need Academus templates, but if you want you can use them there as examples. You can alter them and customize them the way you like, after all they are just a Word page or a Power Point slide.

Does Academus CRS support all the editing, graphics and animation features of Power Point?

Academus CRS-QB is installed as an add-in module to your existing MS Power Point or Word toolbar and does not affect any of its features. Actually it enhances them to assist you with a simple step by step quiz creation. Make your quizzes animated and colorful, add sounds, videos and hints to them and many more.

Can I create a race quiz?

Academus CRS has a time stamp on the reply for each student in every quiz. So you can easily choose the winner based on time performance in the quiz. Add a bonus to the correct answers for the 3 best time responses if you think that time is important to evaluate the reply.

How can I grade my students' results?

Academus CRS-CM module is your class management tool. Results of all sessions are stored there for grading and evaluation.

Grading can be:

- Absolute: 100%
- Bonus grade: you can add bonus to a question from 1 to 20% on top of the absolute grade for specific target questions, difficult questions or questions which are of your high expectations. Reward your good students!
- Deviation: this is the alternative correct answer which you can assign while building a quiz. The second best answer gets graded too at 80% of the accurate answer grade, i.e.:

What is the value of π ?

a) $\pi = 3,14$ b) $\pi = 3,14159$ c) $\pi = 3,1919$ d) $\pi = 9,81$

Accurate $\pi = 3,14159$, accepted $\pi = 3,14$

Can I make class reports with Academus CRS?

Academus CRS-CM database stores all your static and dynamic data sectorized in 3 main categories.

Reports can be produced for both single student performance and class (group) performance and can include complete detailed information on:

- Specific quiz or specific session with all the details as correct replies, grading, time performance, date and time.
- Average performance per Session
- Average performance per Topic
- Average performance per Subject
- Average performance per Period of time

Can I export Academus database tables for further data analysis?

Yes, Academus CRS has a facility to export any database information to MS Excel. You can choose to make drill-down reports on a single or a group of students from a class, several classes, specific sessions or topics, specific periods of time, semester or annual, etc.

Reports can include student, student groups or overall class activity data for evaluation, ranging from presence in a session to respond times to correct responses. This data can be then transformed into any desirable format or just printed out.



Order ACADEMUS CRS

Polytech would like to thank you for your interest in our products. Single-user license software is available for direct download from the Academus site. Please follow the steps of the download procedure.

ACADEMUS CRS-iQB Question Builder stand-alone application is available for download from Microsoft Store free of charge. ACADEMUS CR-50 Virtual Clicker is available for download from Google Play or Microsoft Store free of charge.

SCHOOL BUNDLE LICENSES

Additionally, Polytech offers special discount rates to educational institutions requesting package licenses for 6, 12 or 24 users. If you are interested in purchasing such packages, please fill out the form below and submit it to us. We will respond to your request with a quotation as soon as possible.

Order ACADEMUS license

Contact full name	Please indicate your school name, address and zip code
Email	
Country/state	
Phone number	
Number of licenses (6, 12 or 24)	

Fill in the order form on the Order page of the site like in the picture and click Submit

Contact us

Please do not hesitate to write or call the following contacts:

Econika LLC, US Sales Agent for PolyTech

Attn: Robert Gregorits
RobG@EconikaLLC.com
(703)795-5135

Polytech S.A.

Iroon Polytechniou 1
41222 Larissa, Greece
Tel.1: +30 2410 62 53 00
www.academus.us
www.polytech.com.gr
academus@mail.com
academus@usa.com

MAINWINDOW teacher

Examinations

#	DATE
85	19/6/2015 11:20:02 πμ
86	19/6/2015 11:20:57 πμ
87	19/6/2015 11:21:29 πμ
88	19/6/2015 11:23:24 πμ
89	19/6/2015 11:24:56 πμ
90	19/6/2015 11:25:24 πμ
91	19/6/2015 11:25:37 πμ
92	19/6/2015 11:25:44 πμ
93	19/6/2015 11:26:15 πμ
93	19/6/2015 11:28:53 πμ

Results

Results Graphical display

FIRST NAME	LAST NAME	ANSWER	#	ANSWER TIME	GRADE	BONUS	TOTAL
George	Tsabras	E	■	0:23	0	0	0
Olga	Nogina	B	■	0:15	0		0
Yannis	Kanavos	B	■	0:21			0
Fotis	Tsilfoglou	C	■	0:21			0
we	wre						
vtt	tyh						
nhyn	nhy						
hy	hyth						
hyt	hythnu						
nj	nuy						
nu	n						
Aris	tade						
sokratis	poulios						
ioana	tade						

